

APPENDIX ONE

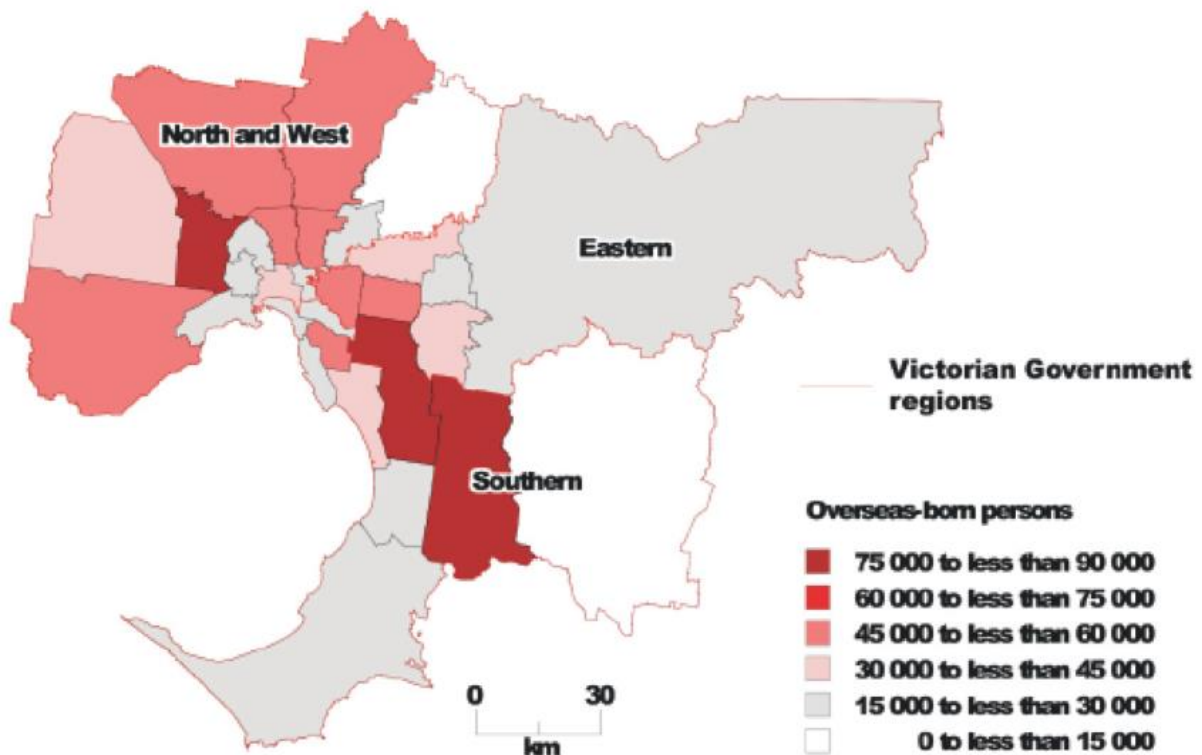
Population diversity by local government area, 2011

Population diversity	Local government area
Largest number of overseas born	Casey, Brimbank, Greater Dandenong, Monash, Wyndham, Hume
Highest proportion of overseas born	Greater Dandenong, Melbourne, Brimbank, Monash, Hume, Whittlesea
Largest number of LOTE speakers	Brimbank, Greater Dandenong, Casey, Monash, Hume, Whittlesea
Highest proportion of LOTE speakers	Greater Dandenong, Brimbank, Maribyrnong, Monash, Whittlesea, Hume
Largest number of LOTE speakers with low English proficiency	Brimbank, Greater Dandenong, Hume, Monash, Whittlesea, Casey

Source: Victorian Auditor-General's Office from the Office of Multicultural Affairs and Citizenship report, *Population Diversity in Victoria: 2011 Census Local Government Areas*.

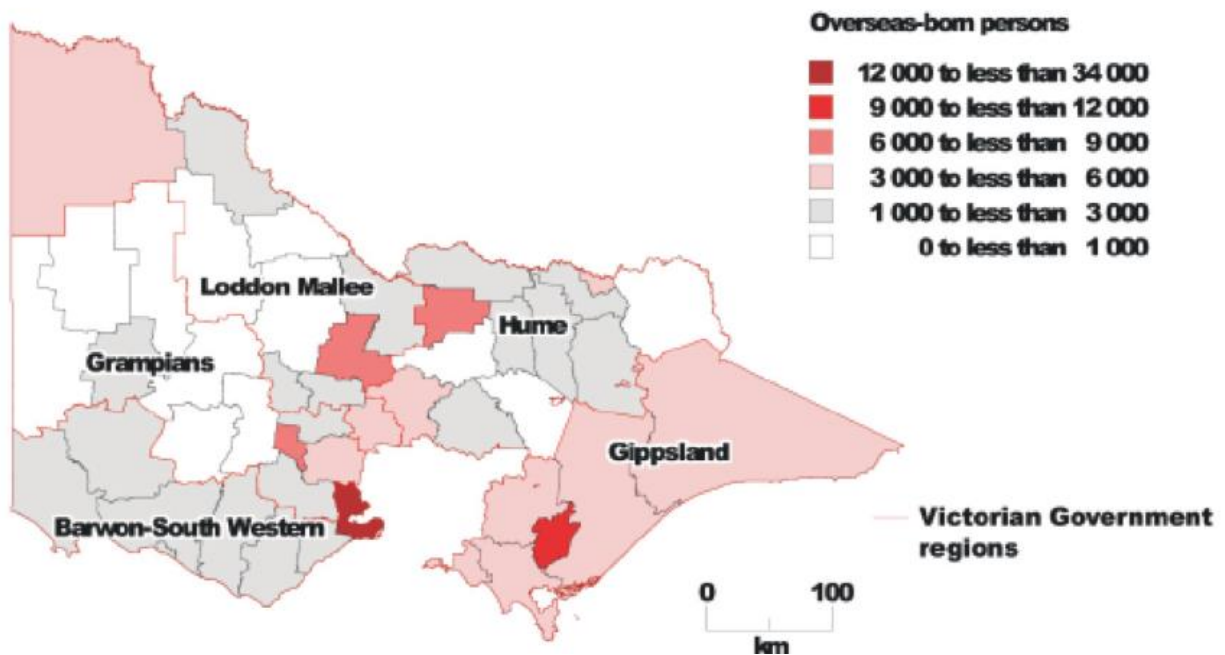
Distribution of CALD communities in Victoria

Number of persons born overseas by local government area, metropolitan Melbourne, 2011 Census



Source: Office of Multicultural Affairs and Citizenship.

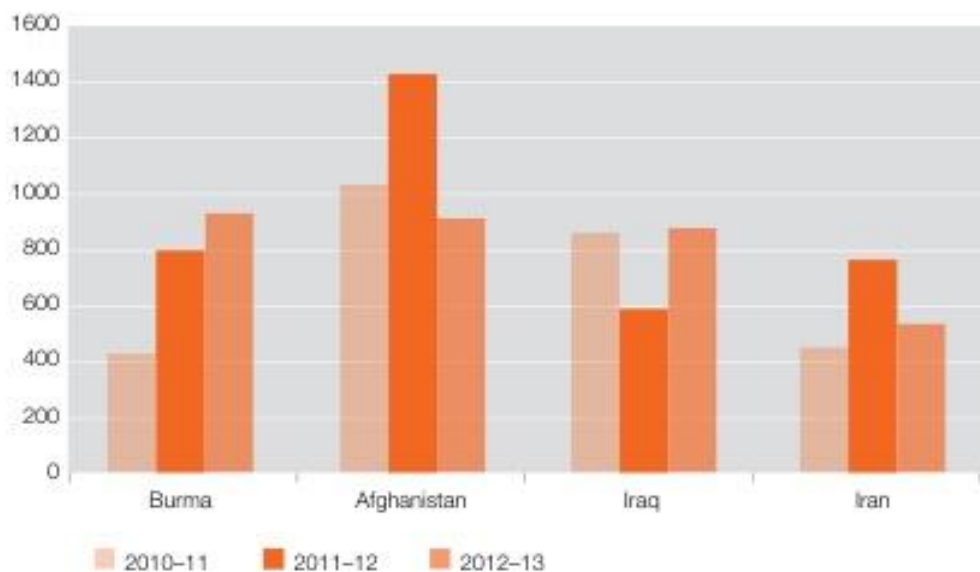
Number of persons born overseas by local government area, regional Victoria, 2011 Census



Source: Office of Multicultural Affairs and Citizenship.

Intake of Humanitarian Program settlers in Victoria

Top four countries of birth Humanitarian Program, Victoria – excluding asylum seekers 2010-11 to 2012-13



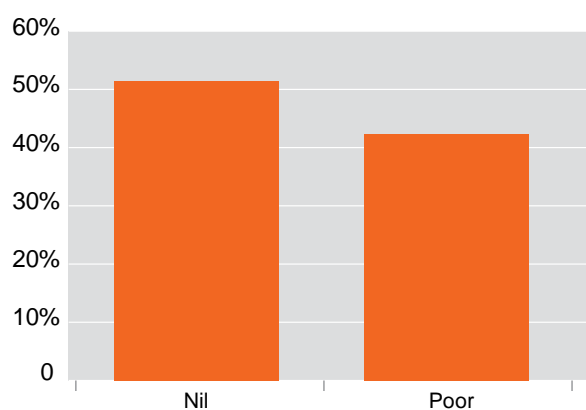
Source: Department of Immigration and Border Protection 2014b

Top Humanitarian Program settlement LGAs in Victoria – excluding asylum seekers (2010-11 to 2012-13)

LGA	2010–11	2011–12	2012–13	Total
Greater Dandenong	806	1,110	767	2,683
Hume	774	524	756	2,054
Casey	495	497	300	1,292
Brimbank	333	537	404	1,274
Maroondah	128	323	404	855
Wyndham	211	339	254	804
Whittlesea	230	267	152	649
Greater Geelong	212	137	288	637
Maribyrnong	161	249	203	613
Greater Shepparton	137	140	117	394
Others	1,019	1,120	869	3,008
Total	4,506	5,243	4,514	14,263

Source: Department of Immigration and Border Protection 2014b

English language proficiency of Humanitarian Program settlers in Victoria – excluding asylum seekers (2010-11 to 2012-13)



Source: Department of Immigration and Border Protection 2014b

APPENDIX TWO

Snapshot of Migration to Victoria, 2014-2015

- Student Visas:-
 - Total primary and secondary visa grants 35,288 (24.2% of the national total), of which:-
 - 72.9% (20,677) were Higher Education Sector; and
 - 27.1% (7,694) were Vocational Education and Training Sector;

- Skilled Migrants:-
 - Total Skill Stream Outcomes were 15,004 (22.1% of the national total), of which:-
 - 56.2% (8,427) were General Skilled Migration;
 - 25.3% (3,803) were Employer Nomination Scheme; and
 - 14.7% (2,203) were Business Innovation and Investment Program;
 - Skill Stream outcomes by the top source citizenship countries were:-
 - India with 25.1% (3,760); and
 - China with 22.8% (3,419);

- Family Stream:-
 - Total Family Stream outcomes 7,500 (24.3% of the national total) of which:-
 - 78.7% (5,905) were Partner outcomes;
 - 16.5% (1,237) were Parent outcomes; and
 - 4.3% (323) were Child outcomes;

APPENDIX THREE

Social determinates

- lack of viable employment
- English literacy
- lack of skills recognition
- settlement in rural areas may pose issues for migrants and refugees accessing mental health treatment and services
- substance abuse
- inadequate housing
- lack of culturally responsive support from families and community groups
- lack of information for families regarding suicide prevention and mental health issues
- uncertainty
- lack of support

APPENDIX FOUR

CALD specific mental health service providers in Victorian community

- Australian Croatian Community Services, Footscray
- Victorian Transcultural Psychiatry Unit
- Settlement Services Program, Mallee Family Care
- Area Mental Health Services
- North East Multicultural Association
- Disability Access and Support Services
- Chinese allied health professionals, Forrest Hill
- Gippsland Multicultural Services
- Foundation House
- Southern Migrant and Refugee Centre
- Action on Disability within Ethnic Communities
- Headspace
- Springvale Community Aid and Advice Bureau
- Kildonan Uniting Care
- Ethnic Council
- Primary Care Connect

APPENDIX FIVE

Region	RAC member	Culture
North West	Local Resident Representative	Filipino
North West	Local Resident Representative	Italian
North West	Local Government Representative	Indian
North West	Service Provider Representative	Nepalese
Eastern Metropolitan	Local Resident Representative	Nepalese
Eastern Metropolitan	Local Government Representative	Italian
Eastern Metropolitan	Service Provider Representative	Greek
Gippsland	Local Resident Representative	Greek
Gippsland	Service Provider Representative	Chinese/Australian
Gippsland	Commissioner	Polish
Southern	Local Business Representative	Italian
Southern	Local Resident Representative	Sri Lankan
Southern	Local Government Representative	Australian/English
Grampians	Local Government Representative	German
Loddon Mallee	Service Provider Representative	British
Loddon Mallee	Local Resident Representative	Australian
Hume	Service Provider Representative	Scottish Australian
Hume	Commissioner	Indian
	Commissioner	Chinese

Works Cited

- Australian Bureau of Statistics. (2013). *Household Wealth and Wealth Distribution, Australia, 2011-12. Cat.6554.0*. Retrieved September 4, 2015, from Australian Bureau of Statistics: <http://www.abs.gov.au/ausstats/abs@.nsf/Latestproducts/6554.0Main%20Features22011-12?opendocument&tabname=Summary&prodno=6554.0&issue=2011-12&num=&view=>
- Australian Centre for Posttraumatic Mental Health (2012) *Fact sheet: Trauma and Children* Stolk, Minas & Klimidis, 2008
- Australian Government Department of Border Protection and Immigration. (2014). *Asylum Trends - Australia: 2012-13*. Retrieved September 13, 2015, from Live in Australia; Humanitarian Programme: <http://www.border.gov.au/about/reports-publications/research-statistics/statistics/live-in-australia/humanitarian-programme>
- Australian Government Department of Border Protection and Immigration. (2014, December 31). *State and Territory Migration Summary, September 13 2014*. Retrieved July 31, 2015, from Department of Border Protection and Immigration: <http://www.border.gov.au/ReportsandPublications/Documents/statistics/state-and-territory-migration-summary-dec-2014.pdf>
- Caldera-Sánchez, A. (2011). *To move or not to move: what drives residential mobility rates in the OECD?* Paris: Organisation for Economic Cooperation and Development.
- Colucci, E., O'Connor, M., Field, K., Baroni, A., Pryor, R. et Minas, H. (2013). Nature of domestic/family violence and barriers to using services among Indian immigrant women. *Alterstice*, 3(2), 9-26.
- Commonwealth Department of Health and Aged Care. (2004). *Framework for the Implementation of the National Mental Health Plan 2003-2008 in Multicultural Australia*. Canberra, ACT: Commonwealth of Australia. Retrieved September 8, 2015 from: http://www.mhima.org.au/pdfs/national%20framework_mh%20%20multicultural%202004.pdf
- Hunter Institute of Mental Health (2014) *Mind frame National Media Initiative*. Retrieved September 5, 2015 from Mind frame: <http://himh.clients.squiz.net/mindframe/for-media/reporting-mental-illness/priority-population-groups/culturally-and-linguistically-diverse-populations>
- Mental Health and Drugs Division, Department of Human Services. (2009). *Because Health Matters: Victorian Mental Health Reform Strategy 2009-2019*. Retrieved September 3, 2015 from Victoria Health: https://www2.health.vic.gov.au/getfile/?sc_itemid=%7BBBDAB24E-CD8C-4880-A3A8-3732327A9849%7D&title=Because%20Mental%20Health%20Matters%20-%20Victorian%20Mental%20Health%20Reform%20Strategy%202009%20-%202019
- New South Wales Health, NSW Refugee Health Service. (March, 2011). *Fact Sheet 5: Refugee Women*. Retrieved September 10, 2015 from South West Sydney Local Health District: http://www.swslhd.nsw.gov.au/refugee/pdf/Resource/FactSheet/FactSheet_05.pdf

State of Victoria, Department of Health and Human Services. (2015, August). *Victoria's next 10-year mental health strategy – Discussion Paper*. Retrieved August 17, 2015 from Victoria Health: <https://www2.health.vic.gov.au/about/publications/policiesandguidelines/ten-year-mental-health-strategy>

United Nations High Commissioner for Refugees. (1991). *Guidelines on the protection of refugee women*. Retrieved September 7, 2015 from UNHCR: <http://www.unhcr.org/3d4f915e4.html>

Victorian Auditor General. (2014, May). *Access to Services for Migrants, Refugees and Asylum Seekers*. Retrieved September 4, 2015 from Victorian Auditor General:

Victoria Health. (2009). *National Survey on Community Attitudes to Violence Against Women 2009*. Melbourne, Australia: Victorian Health Promotion Foundation.