


THE FIJI-BORN COMMUNITY IN VICTORIA: 2011 CENSUS



At the 2011 Census, there were 9,711 Fiji-born persons in Victoria (17.0% of Australia's total), increasing by 22.8% (1,804) from 7,907 persons in 2006. The Fiji-born were distributed throughout Metropolitan Melbourne, with slight concentrations in the local government areas of Casey (17.3%), Hume (7.9%), Wyndham (7.0%); Greater Dandenong (6.4%) and Brimbank (5.9%). Over one-third (38.0%) of the Fiji-born in Victoria had arrived in Australia prior to 1991; 25.0% had arrived between 1991 and 2000; and 33.7% had arrived between 2001 and 2011.

The Fiji-born community reflected a relatively mature age profile: 15.8% were aged 25 years and below; 43.4% were aged 26-44 years; 33.0% were aged 45-64 years; and 7.9% were aged 65 years and over. The median age was 41 years, compared to 37 years for the total Victorian population. The gender ratio was 85 males to 100 females, compared to 98 males to 100 females for total Victoria.

Half (50.1%) of the Fiji-born were Hindus; 11.7% followed Islam; 7.0% were Western Catholic; 6.9% were Uniting Church; 5.2% had no religion. Three-quarters (76.5%) spoke a language other than English. Almost three-quarters (73.3%) held Australian citizenship, compared to 63.1% for the total overseas-born population in Victoria. One-fifth (19.7%) of the Fiji-born aged 15 years and over received a weekly personal income of less than \$400; 11.9% received no income.

Demographic Background

Persons born in Fiji in Victoria and Australia: 2011, 2006 and 2001 Census

Location	2011 Census		2006 Census		2001 Census		Change 2006-2011		Change 2001-2006	
	Persons	%	Persons	%	Persons	%	Persons	% change	Persons	% change
Metropolitan Melbourne ^(a)	8,996	15.8	7,355	15.3	6,638	15.0	1,641	22.3	717	10.8
Rest of Victoria ^(b)	715	1.3	552	1.1	489	1.1	163	29.5	63	12.9
Total Victoria	9,711	17.0	7,907	16.4	7,127	16.1	1,804	22.8	780	10.9
Total Australia	56,981	100.0	48,141	100.0	44,261	100.0	8,840	18.4	3,880	8.8

^(a) Included "Undefined Melbourne" in 2001.

^(b) Includes 'No Usual Address, Victoria'.

Distribution of Fiji-born, Top 5 Local Government Areas: 2011, 2006

Local Government Area	2011 Census		2006 Census		Rank in 2006
	Persons	%	Persons	%	
Casey	1,678	17.3	1,288	16.3	1
Hume	765	7.9	623	7.9	2
Wyndham	676	7.0	434	5.5	5
Greater Dandenong	624	6.4	558	7.1	3
Brimbank	571	5.9	441	5.6	4
Rest of LGAs, Metro Melb	4,688	48.3	4,009	50.7	
Rest of LGAs, Reg. Vic	711	7.3	555	7.0	
Total Victoria	9,713	100.0	7,908	100.0	

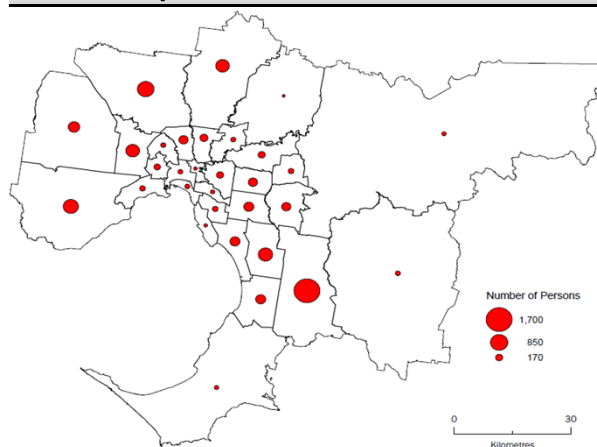
Year of Arrival of Fiji-born: 2011

Year of Arrival ^(b)	Fiji-born		Total OSB, Vic ^(a)	
	Persons	%	Persons	%
Before 1991	3,688	38.0	682,720	48.6
1991 - 1995	1,123	11.6	89,119	6.3
1996 - 2000	1,298	13.4	104,896	7.5
2001 - 2005	1,359	14.0	151,488	10.8
2006 - 2011	1,909	19.7	316,244	22.5
Not stated	338	3.5	60,867	4.3
Total	9,715	100.0	1,405,334	100.0

^(a) OSB stands for Overseas-born.

^(b) Records the year of arrival in Australia for people born overseas who intend staying in Australia for at least one year.

Distribution of Fiji-Born in Melbourne, 2011



Age Distribution of Fiji-born: 2011, 2006

Age group (years)	2011 Census		2006 Census		2006-2011 % change
	Persons	%	Persons	%	
0-4	41	0.4	41	0.5	0.0
5-11	244	2.5	282	3.6	-13.5
12-18	502	5.2	416	5.3	20.7
19-25	745	7.7	924	11.7	-19.4
26-44	4,216	43.4	3,488	44.1	20.9
45-54	2,038	21.0	1,517	19.2	34.3
55-64	1,161	12.0	725	9.2	60.1
65-74	532	5.5	365	4.6	45.8
75+	235	2.4	146	1.8	61.0
Total	9,714	100.0	7,904	100.0	22.9
<i>Sex Ratio</i>	<i>85</i>		<i>males per 100 females</i>		
<i>Median Age</i>	<i>41</i>		<i>38</i>		

Top 5 Religions of Fiji-born: 2011, 2006

Religion	2011 Census		2006 Census		2006-2011 % change
	Persons	%	Persons	%	
Hinduism	4,869	50.1	3,956	50.0	23.1
Islam	1,138	11.7	895	11.3	27.2
Western Catholic	683	7.0	600	7.6	13.8
Uniting Church	671	6.9	530	6.7	26.6
Pentecostal, nfd	291	3.0	131	1.7	122.1
Other religions	1,191	12.3	1,092	13.8	9.1
No religion	503	5.2	334	4.2	50.6
Not stated ^(a)	368	3.8	370	4.7	-0.5
Total	9,714	100.0	7,908	100.0	22.8

^(a) Includes 'Religious Belief, not further defined' and 'Not Defined'.

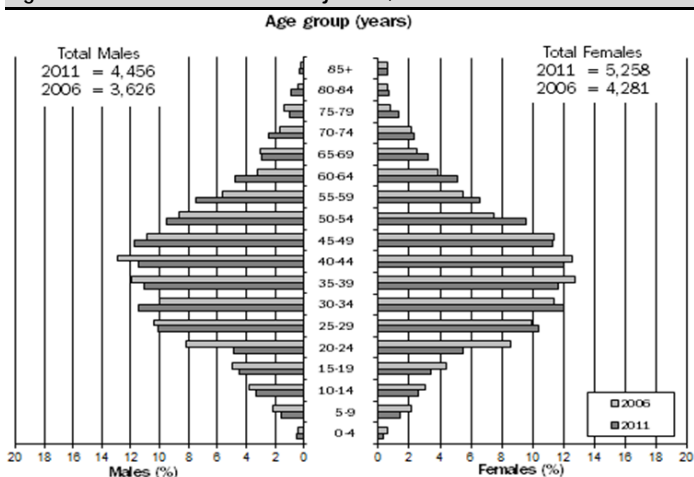
Fiji-born with Australian Citizenship by Age: 2011, 2006

Age group (years)	2011 Census		2006 Census		2006-2011 % change
	Persons	%	Persons	%	
0-4	4	0.1	14	0.2	-71.4
5-11	103	1.4	157	2.6	-34.4
12-18	326	4.6	294	4.9	10.9
19-25	474	6.7	638	10.7	-25.7
26-44	2,910	40.9	2,589	43.3	12.4
45-64	2,656	37.3	1,857	31.0	43.0
65-74	441	6.2	306	5.1	44.1
75+	204	2.9	130	2.2	56.9
Total	7,118	100.0	5,985	100.0	18.9

nfd = not further defined

For more detailed tables on a wider range of demographic and socio-economic data for this community from the 2011 Census, refer to the Community Profiles series available for free download from www.multicultural.vic.gov.au.

Age and Gender Distribution of Fiji-Born, 2011



Proficiency in English of Fiji-born: 2011, 2006

Proficiency in English	2011 Census		2006 Census		2006-2011 % change
	Persons	%	Persons	%	
Speaks English only	2,175	22.4	1,802	22.8	20.7
<i>Speaks other language and speaks English</i>					
Very well	5,978	61.5	4,905	62.0	21.9
Well	1,205	12.4	916	11.6	31.6
Not well	220	2.3	163	2.1	35.0
Not at all	31	0.3	36	0.5	-13.9
Not stated ^(a)	105	1.1	86	1.1	22.1
Total	9,714	100.0	7,908	100.0	22.8

^(a) Includes those who did not state a language and/or proficiency in English.

Total Personal Income (Weekly), Fiji-born: 2011

Total personal income (weekly) ^(a)	Fiji-born		Tot Vic pop	
	Persons	%	Persons	%
Negative/Nil	1,099	11.9	377,766	8.7
\$1-199	557	6.0	341,700	7.8
\$200-\$399	1,266	13.7	882,992	20.3
\$400-\$599	930	10.1	504,498	11.6
\$600-\$799	1,317	14.3	459,629	10.6
\$800-\$999	1,107	12.0	367,453	8.4
\$1,000-\$1,499	1,630	17.7	584,245	13.4
\$1,500-\$1,999	549	5.9	255,935	5.9
\$2,000 or more	453	4.9	246,378	5.7
Not stated	325	3.5	334,647	7.7
Total	9,233	100.0	4,355,243	100.0

^(a) Applicable to persons aged 15 years and over.

Source of data: Australian Bureau of Statistics, Census of Population and Housing, 2006, 2011.